

WORLD OF LANGUAGE ACADEMY

IELTS Academic Writing  
Task One  
TASK 1 ÖRNEKLERİ

**WRITING TASK 1**

You should spend about 20 minutes on this task.

***The charts below give information about world spending and population.***

***Summarise the information by selecting and reporting the main features, and make comparisons where relevant.***

Write at least 150 words.

## The Task

Tasks involve reporting the data in a visual item or a collection of data such as a table.

The task is to write a report:

- Summarise the information in the visual or set of data:
  - Select the main features
  - Report the main features
- Make comparisons where relevant
- Spend about 20 minutes on the task
- Minimum 150 words → 165-170 words

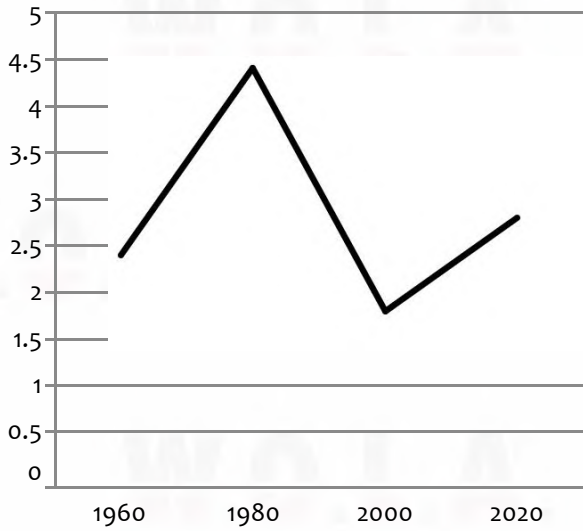
**Note:** Finish task one during the first 20 minutes of your writing test and then move on to task 2. Do not swap!

## The Answer Sheet

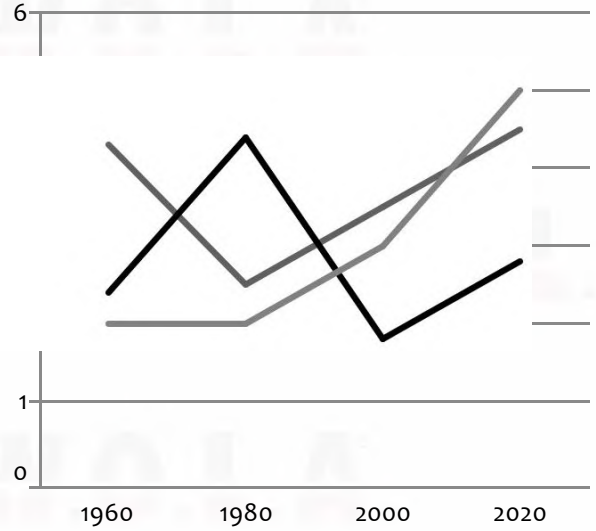
The first two pages of the IELTS writing answer sheet are dedicated to task one and have 30 lines. Although you may ask for extra sheets to write your answer in, it is not likely to become necessary since the space you are already provided with is way more than sufficient.

You may be given a single visual or a combination of 2 or 3 different task types.

A. Line graphs

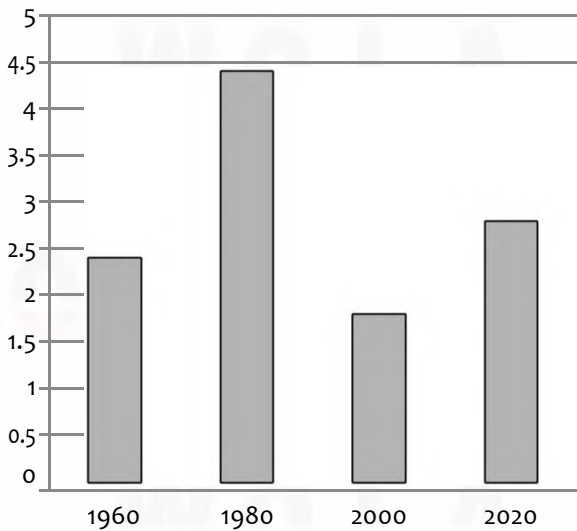


1. Single-variable line graph

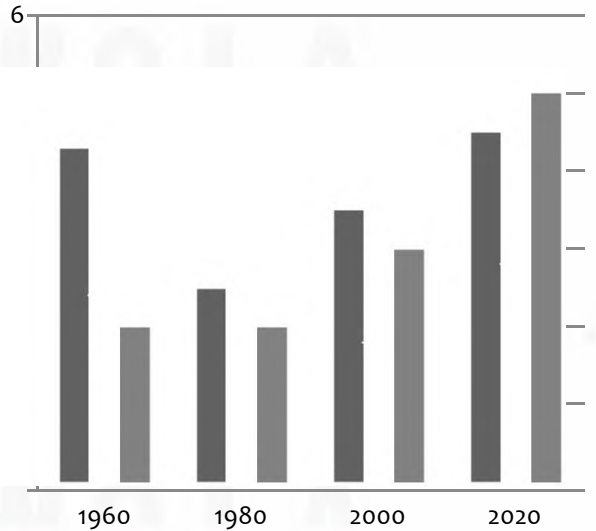


2. Multiple-variable line graph

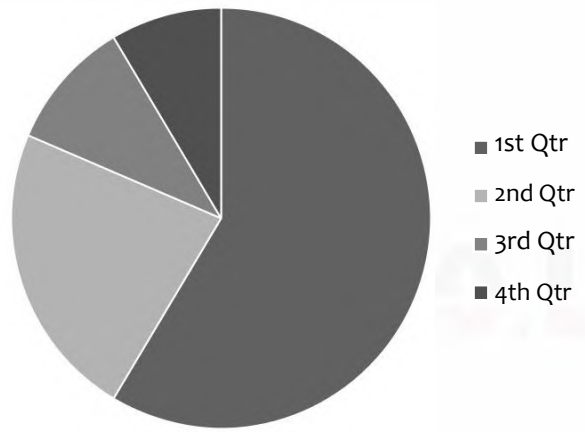
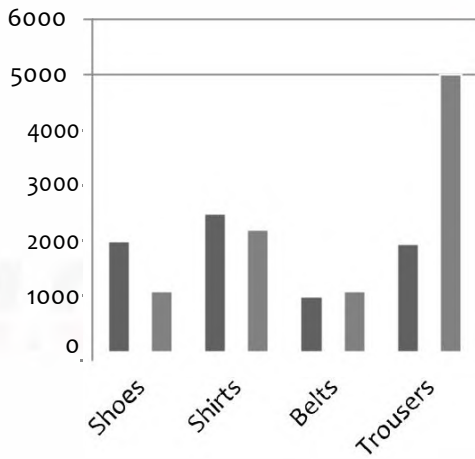
B. Charts



1. Single-variable bar chart



2. Multiple-variable bar chart



3. Comparison bar chart

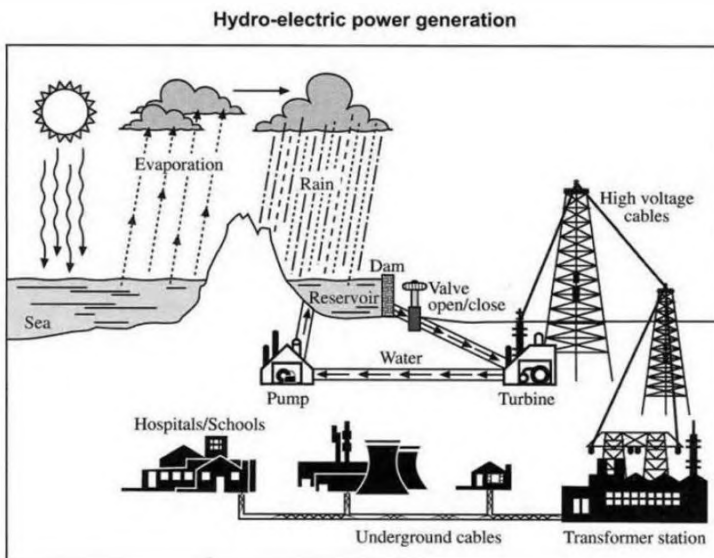
4. Pie chart

### C. Tables

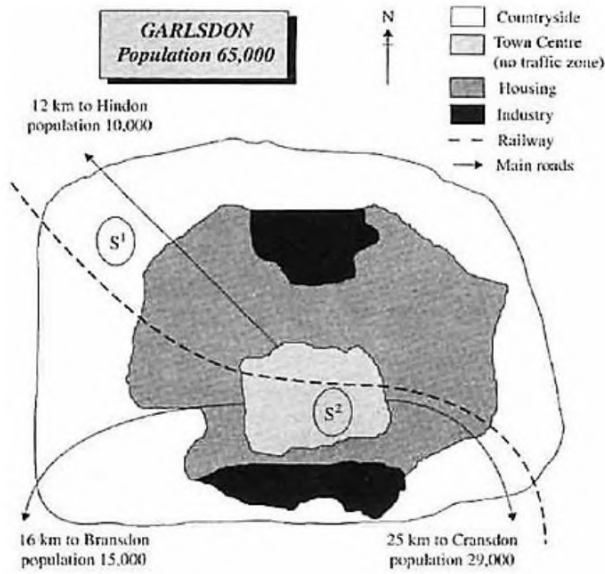
The proportion of income adults and children spent on 4 common items in the UK in 1998

	food	electronic equipment	music	videos
adults	25%	5%	5%	1%
men	14%	10%	5%	2%
women	39%	1%	5%	0.5%
children	10%	23%	39%	12%
boys	9%	18%	38%	18%
girls	11%	5%	40%	17%

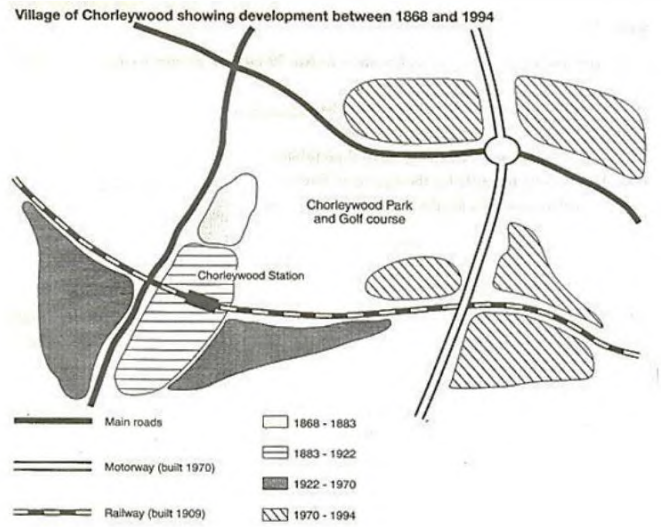
### D. Process, Flowchart or Cycle Diagrams



E. Maps



1. Comparison map



2. Development map

F. Multiple Task Types

You should spend about 20 minutes on this task.

The graph and table below give information about water use worldwide and water consumption in two different countries.

Summarise the information by selecting and reporting the main features, and make comparisons where relevant.

Write at least 150 words.

**Global water use by sector**

Country	Population	Irrigated land	Water consumption per person
Brazil	176 million	26,500 km <sup>2</sup>	359 m <sup>3</sup>
Democratic Republic of Congo	5.2 million	100 km <sup>2</sup>	8 m <sup>3</sup>